

## Patch Packs™ throw and go emergency pothole patching:

- Asphalt and concrete paved roads, highways and bridge decks
- Pavement repair around drains, manholes and other fixtures
- Golf cart paths and other multi-use pathways
- Parking lots, driveways and commercially-trafficked surfaces



### All-weather installation:

Sun, snow, and rain all contribute to activate the binder in the pack.



### Environmentally-friendly:

No VOCs. No heavy equipment needed for install. Recycled content and recyclable packaging.



### Throw and go material:

Repairs require no skilled labor, no tools and minimal to no lane closures.



### No temperature limitations:

Installs in extreme cold or heat so repairs can be made as soon as a pothole forms.

## Patch Packs

Patch Packs are an innovative, emergency pothole patching solution that completely upends traditional cold-mix patching. Mesh packs containing recycled aggregate, a non-volatile binder and eco-friendly cold asphalt are hand-placed and overlapped in spalls at least 1" deep. A proprietary binder formula allows Patch Packs to spread and be compressed by vehicle load, bonding to the sides and bottom and sealing the top of the spall. Compression time is faster with heavier, higher-volume traffic. Traffic patterns and environmental conditions also impact compression time.

**Box: 14 packs, 44 lbs, 0.96 cubic feet**

**Pallet: 56 boxes**

**Truckload: 18 pallets**





The Fastest, Cleanest, Easiest Pothole Patch Ever!



## Patch Packs™ throw and go emergency pothole patching:

Find a pothole.



Lay Patch Packs facing oncoming traffic.



Let traffic compress patch.



Admire your work.




## Use Patch Packs for:




New Potholes




Joint Spalls




Seam Raveling



Old Potholes



Bridge Decks and Highways



Parking Lots



Cart Paths

Distributed by:

